

Thermal Solutions Inc
Summary by Policy
Valued as of October 21, 2022

Policy Number	Effective Date	Expiration Date	Claims	Paid This Month	Indemnity Reserve	Medical Reserve	Expense Reserve	Indemnity Paid	Medical Paid	Expense Paid	Subro	Total Incurred
WCP7001391	3/2/18	3/2/19	5	\$1,024.00	\$15,000.00	\$9,340.16	\$6,240.34	\$237,580.27	\$93,630.19	\$95,344.28	\$0.00	\$457,135.24
WCP7001391	3/2/17	3/2/18	0	\$0.00	\$0.00	\$0.00	\$0.00	\$0.00	\$0.00	\$0.00	\$0.00	\$0.00
WCN6001217	3/2/16	3/2/17	1	\$0.00	\$0.00	\$0.00	\$0.00	\$4,175.00	\$7,000.43	\$1,521.55	\$0.00	\$12,696.98
WCN6001217	3/2/15	3/2/16	0	\$0.00	\$0.00	\$0.00	\$0.00	\$0.00	\$0.00	\$0.00	\$0.00	\$0.00
WCB1015528	3/2/14	3/2/15	0	\$0.00	\$0.00	\$0.00	\$0.00	\$0.00	\$0.00	\$0.00	\$0.00	\$0.00
WCB1015528	3/2/13	3/2/14	0	\$0.00	\$0.00	\$0.00	\$0.00	\$0.00	\$0.00	\$0.00	\$0.00	\$0.00
WC1001880709	3/2/12	3/2/13	1	\$0.00	\$0.00	\$0.00	\$0.00	\$250,000.00	\$0.00	\$104,566.48	\$0.00	\$354,566.48
WC1001880708	3/2/11	3/2/12	0	\$0.00	\$0.00	\$0.00	\$0.00	\$0.00	\$0.00	\$0.00	\$0.00	\$0.00
WC1021232903	4/23/10	4/23/11	0	\$0.00	\$0.00	\$0.00	\$0.00	\$0.00	\$0.00	\$0.00	\$0.00	\$0.00
WC1001880707	3/2/10	3/2/11	0	\$0.00	\$0.00	\$0.00	\$0.00	\$0.00	\$0.00	\$0.00	\$0.00	\$0.00
WC1021232902	4/23/09	4/23/10	0	\$0.00	\$0.00	\$0.00	\$0.00	\$0.00	\$0.00	\$0.00	\$0.00	\$0.00
WC1001880706	3/2/09	3/2/10	0	\$0.00	\$0.00	\$0.00	\$0.00	\$0.00	\$0.00	\$0.00	\$0.00	\$0.00
WC1021232901	11/11/08	4/23/09	0	\$0.00	\$0.00	\$0.00	\$0.00	\$0.00	\$0.00	\$0.00	\$0.00	\$0.00
WC1001880705	3/2/08	3/2/09	0	\$0.00	\$0.00	\$0.00	\$0.00	\$0.00	\$0.00	\$0.00	\$0.00	\$0.00
WC1001880704	7/1/07	3/2/08	0	\$0.00	\$0.00	\$0.00	\$0.00	\$0.00	\$0.00	\$0.00	\$0.00	\$0.00
WC1001880703	1/1/07	7/1/07	0	\$0.00	\$0.00	\$0.00	\$0.00	\$0.00	\$0.00	\$0.00	\$0.00	\$0.00
WC1001880702	7/1/06	1/1/07	0	\$0.00	\$0.00	\$0.00	\$0.00	\$0.00	\$0.00	\$0.00	\$0.00	\$0.00
WC1001880701	1/1/06	7/1/06	0	\$0.00	\$0.00	\$0.00	\$0.00	\$0.00	\$0.00	\$0.00	\$0.00	\$0.00
			7	\$1,024.00	\$15,000.00	\$9,340.16	\$6,240.34	\$491,755.27	\$100,630.62	\$201,432.31	\$0.00	\$824,398.70

**Thermal Solutions Inc
Details by Policy Period
Valued as of October 21, 2022**

Policy Period: 3/2/18 to 3/2/19

Claim Number	Claimant	Status	Type	Risk State	Subro*	Acc Date	Filing Date	Lag Time	Class Code	TTD Days	Paid This Month	Indemnity Reserve	Medical Reserve	Expense Reserve	Indemnity Paid	Medical Paid	Expense Paid	Subro	Total Incurred	Body Part	Injury Nature
2018022307	Campbell, Curtis	Closed	Indemnity	IL	Y	7/26/18	7/27/18	1	5479	573	\$0.00	\$0.00	\$0.00	\$0.00	\$235,080.27	\$88,778.78	\$22,139.22	\$0.00	\$345,998.27	Lungs	All Other Specific Injuries NOC
2019036829	Lofton, Jason	Closed	Indemnity	IL	Y	7/26/18	12/23/19	515	5479	0	\$0.00	\$0.00	\$0.00	\$0.00	\$2,500.00	\$0.00	\$1,649.00	\$0.00	\$4,149.00	Lungs	Poisoning - General (Not OD or Cumulative Injury)
2020009605	Lofton, Jason	Open	Indemnity	IL	Y	7/26/18	4/1/20	615	5473	0	\$0.00	\$0.00	\$0.00	\$0.00	\$0.00	\$0.00	\$0.00	\$0.00	\$0.00	Lungs	Poisoning - General (Not OD or Cumulative Injury)
2018026951	Proctor, Aribeyaya	Open	Indemnity	IL	N	8/8/18	9/12/18	35	5473	0	\$1,024.00	\$15,000.00	\$9,340.16	\$6,240.34	\$0.00	\$4,851.41	\$6,884.82	\$0.00	\$42,316.73	Lower Back Area	Strain or Tear
2020008466	Campbell, Curtis	Closed	Indemnity	IL	Y	7/26/18	3/20/20	603	5479	0	\$0.00	\$0.00	\$0.00	\$0.00	\$0.00	\$0.00	\$64,671.24	\$0.00	\$64,671.24	Multiple Body Parts (Including Body Systems & Body Parts)	All Other Specific Injuries NOC
	Dept. Total		Claim Count: 5					354		573	\$1,024.00	\$15,000.00	\$9,340.16	\$6,240.34	\$237,580.27	\$93,630.19	\$95,344.28	\$0.00	\$457,135.24		

TOTAL for POLICY PERIOD										Claim Count: 5	354		573	\$1,024.00	\$15,000.00	\$9,340.16	\$6,240.34	\$237,580.27	\$93,630.19	\$95,344.28	\$0.00	\$457,135.24
--------------------------------	--	--	--	--	--	--	--	--	--	-----------------------	------------	--	------------	-------------------	--------------------	-------------------	-------------------	---------------------	--------------------	--------------------	---------------	---------------------

Policy Period: 3/2/16 to 3/2/17

*Subro Y: Subrogation Process has been initiated.
Subro N: No opportunity for subrogation exists.

**Thermal Solutions Inc
Details by Policy Period
Valued as of October 21, 2022**

Policy Period: 3/2/16 to 3/2/17

Claim Number	Claimant	Status	Type	Risk State	Subro*	Acc Date	Filing Date	Lag Time	Class Code	TTD Days	Paid This Month	Indemnity Reserve	Medical Reserve	Expense Reserve	Indemnity Paid	Medical Paid	Expense Paid	Subro	Total Incurred	Body Part	Injury Nature
2016010596	Harper, Christopher M	Closed	Indemnity	IN	N	7/14/16	7/14/16	0	5479	0	\$0.00	\$0.00	\$0.00	\$0.00	\$4,175.00	\$7,000.43	\$1,521.55	\$0.00	\$12,696.98	Finger(s)	Amputation
	Dept. Total		Claim Count: 1					0		0	\$0.00	\$0.00	\$0.00	\$0.00	\$4,175.00	\$7,000.43	\$1,521.55	\$0.00	\$12,696.98		

TOTAL for POLICY PERIOD																			Claim Count: 1	0		0	\$0.00	\$0.00	\$0.00	\$0.00	\$4,175.00	\$7,000.43	\$1,521.55	\$0.00	\$12,696.98
--------------------------------	--	--	--	--	--	--	--	--	--	--	--	--	--	--	--	--	--	--	-----------------------	----------	--	----------	---------------	---------------	---------------	---------------	-------------------	-------------------	-------------------	---------------	--------------------

Policy Period: 3/2/12 to 3/2/13

Claim Number	Claimant	Status	Type	Risk State	Subro*	Acc Date	Filing Date	Lag Time	Class Code	TTD Days	Paid This Month	Indemnity Reserve	Medical Reserve	Expense Reserve	Indemnity Paid	Medical Paid	Expense Paid	Subro	Total Incurred	Body Part	Injury Nature
2014022830	George, Derrick L	Closed	Indemnity	WV	N	10/25/12	10/16/14	721	5473	0	\$0.00	\$0.00	\$0.00	\$0.00	\$250,000.00	\$0.00	\$104,566.48	\$0.00	\$354,566.48	Multiple Body Parts (Including Body Systems & Body Parts)	Multiple Physical Injuries Only
	Dept. Total		Claim Count: 1					721		0	\$0.00	\$0.00	\$0.00	\$0.00	\$250,000.00	\$0.00	\$104,566.48	\$0.00	\$354,566.48		

TOTAL for POLICY PERIOD																				Claim Count: 1	721		0	\$0.00	\$0.00	\$0.00	\$0.00	\$250,000.00	\$0.00	\$104,566.48	\$0.00	\$354,566.48
--------------------------------	--	--	--	--	--	--	--	--	--	--	--	--	--	--	--	--	--	--	--	-----------------------	------------	--	----------	---------------	---------------	---------------	---------------	---------------------	---------------	---------------------	---------------	---------------------

GRAND TOTAL																				Claim Count: 7	356		573	\$1,024.00	\$15,000.00	\$9,340.16	\$6,240.34	\$491,755.27	\$100,630.62	\$201,432.31	\$0.00	\$824,398.70
--------------------	--	--	--	--	--	--	--	--	--	--	--	--	--	--	--	--	--	--	--	-----------------------	------------	--	------------	-------------------	--------------------	-------------------	-------------------	---------------------	---------------------	---------------------	---------------	---------------------

*Subro Y: Subrogation Process has been initiated.
Subro N: No opportunity for subrogation exists.

Thermal Solutions Inc
Losses Greater than \$25,000.00
 Valued as of October 21, 2022

Claim Number	Claimant	Status	Type	Risk State	Subro*	Acc Date	Filing Date	Lag Time	Class Code	TTD Days	Paid This Month	Indemnity Reserve	Medical Reserve	Expense Reserve	Indemnity Paid	Medical Paid	Expense Paid	Subro	Total Incurred	Body Part	Injury Nature
2014022830	George, Derrick L	Closed	Indemnity	WV	N	10/25/12	10/16/14	721	5473	0	\$0.00	\$0.00	\$0.00	\$0.00	\$250,000.00	\$0.00	\$104,566.48	\$0.00	\$354,566.48	Multiple Body Parts (Including BodySystems & Body Parts)	Multiple Physical Injuries Only
2018022307	Campbell, Curtis	Closed	Indemnity	IL	Y	7/26/18	7/27/18	1	5479	573	\$0.00	\$0.00	\$0.00	\$0.00	\$235,080.27	\$88,778.78	\$22,139.22	\$0.00	\$345,998.27	Lungs	All Other Specific Injuries NOC
2020008466	Campbell, Curtis	Closed	Indemnity	IL	Y	7/26/18	3/20/20	603	5479	0	\$0.00	\$0.00	\$0.00	\$0.00	\$0.00	\$0.00	\$64,671.24	\$0.00	\$64,671.24	Multiple Body Parts (Including BodySystems & Body Parts)	All Other Specific Injuries NOC
2018026951	Proctor, Aribeaya	Open	Indemnity	IL	N	8/8/18	9/12/18	35	5473	0	\$1,024.00	\$15,000.00	\$9,340.16	\$6,240.34	\$0.00	\$4,851.41	\$6,884.82	\$0.00	\$42,316.73	Lower Back Area	Strain or Tear
	GRAND TOTAL		Claim Count: 4					340		573	\$1,024.00	\$15,000.00	\$9,340.16	\$6,240.34	\$485,080.27	\$93,630.19	\$198,261.76	\$0.00	\$807,552.72		

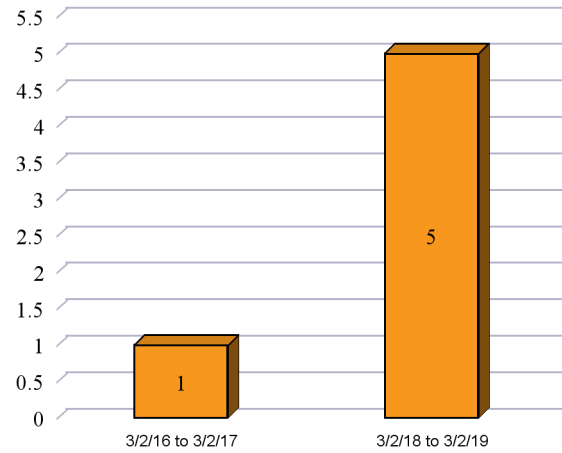
*Subro Y: Subrogation Process has been initiated.
 Subro N: No opportunity for subrogation exists.

**Thermal Solutions Inc
Recurring Claimant
Valued as of October 21, 2022**

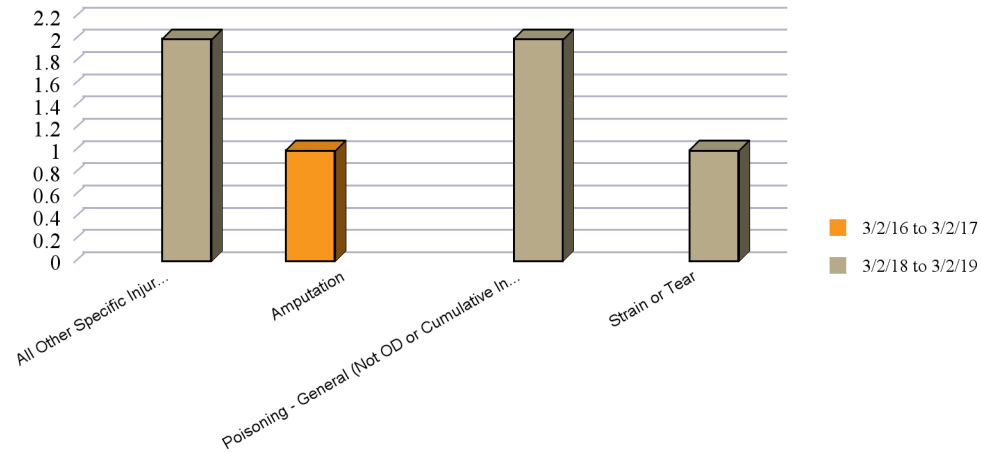
Claim Number	Claimant	Status	Type	Risk State	Lag Time	Acc Date	Filing Date	Class Code	TTD Days	Paid This Month	Indemnity Reserve	Medical Reserve	Expense Reserve	Indemnity Paid	Medical Paid	Expense Paid	Subro	Total Incurred	Body Part	Injury Nature
2018022307	Campbell, Curtis	Closed	Indemnity	IL	1	7/26/18	7/27/18	5479	573	\$0.00	\$0.00	\$0.00	\$0.00	\$235,080.27	\$88,778.78	\$22,139.22	\$0.00	\$345,998.27	Lungs	All Other Specific Injuries NOC
2020008466		Closed	Indemnity	IL	603	7/26/18	3/20/20	5479	0	\$0.00	\$0.00	\$0.00	\$0.00	\$0.00	\$0.00	\$64,671.24	\$0.00	\$64,671.24	Multiple Body Parts (Including BodySystem s & Body Parts)	All Other Specific Injuries NOC
2	Campbell, Curtis				302				573	\$0.00	\$0.00	\$0.00	\$0.00	\$235,080.27	\$88,778.78	\$86,810.46	\$0.00	\$410,669.51		
Claim Number	Claimant	Status	Type	Risk State	Lag Time	Acc Date	Filing Date	Class Code	TTD Days	Paid This Month	Indemnity Reserve	Medical Reserve	Expense Reserve	Indemnity Paid	Medical Paid	Expense Paid	Subro	Total Incurred	Body Part	Injury Nature
2019036829	Lofton, Jason	Closed	Indemnity	IL	515	7/26/18	12/23/19	5479	0	\$0.00	\$0.00	\$0.00	\$0.00	\$2,500.00	\$0.00	\$1,649.00	\$0.00	\$4,149.00	Lungs	Poisoning - General (Not OD or Cumulative Injury)
2020009605		Open	Indemnity	IL	615	7/26/18	4/1/20	5473	0	\$0.00	\$0.00	\$0.00	\$0.00	\$0.00	\$0.00	\$0.00	\$0.00	\$0.00	Lungs	Poisoning - General (Not OD or Cumulative Injury)
2	Lofton, Jason				565				0	\$0.00	\$0.00	\$0.00	\$0.00	\$2,500.00	\$0.00	\$1,649.00	\$0.00	\$4,149.00		
	GRAND TOTAL		Claim Count: 4		433.5				573	\$0.00	\$0.00	\$0.00	\$0.00	\$237,580.27	\$88,778.78	\$88,459.46	\$0.00	\$414,818.51		

Thermal Solutions Inc Safety and Loss Charts Valued as of October 21, 2022

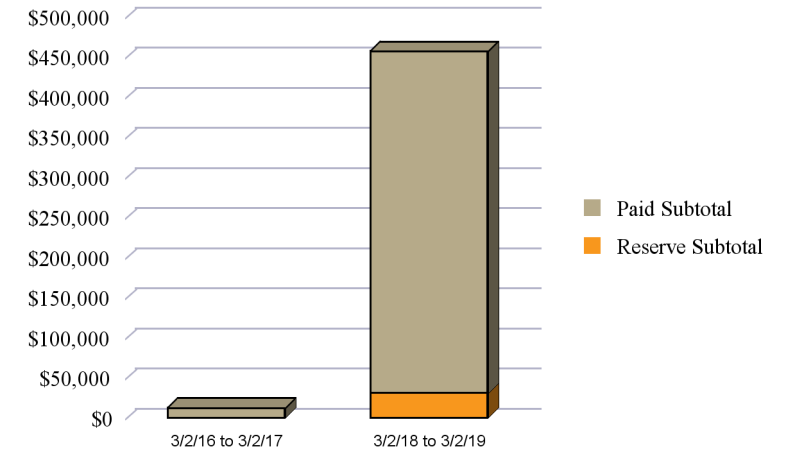
Count of Claims Filed per Policy Period



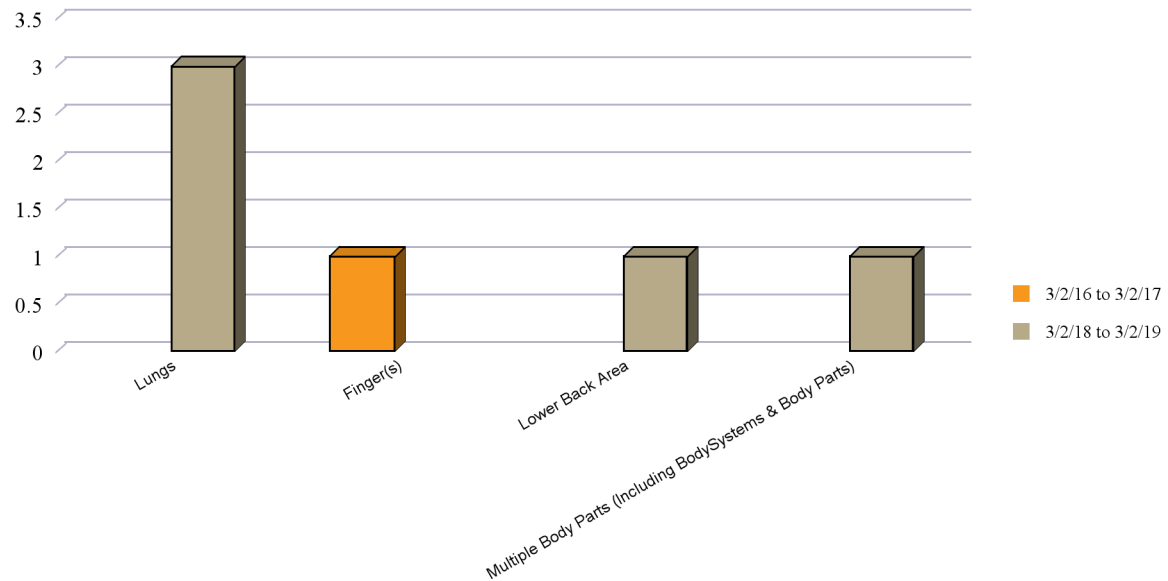
Count of Claims by Injury Nature (Top 5)



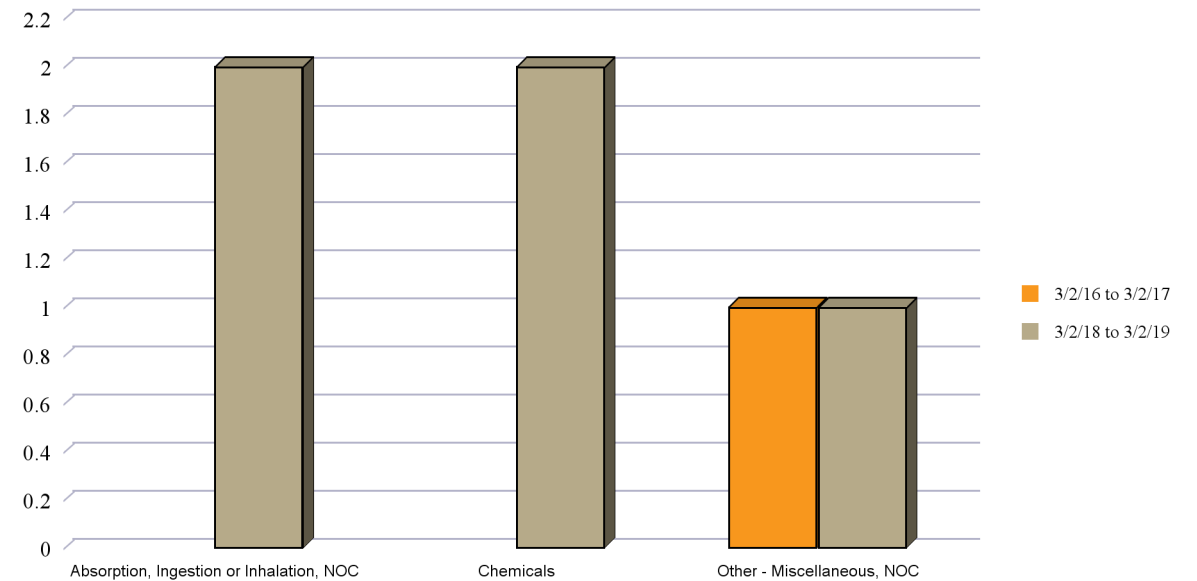
Total Incurred by Policy Period of Injury



Claim Count by Body Part Injured (Top 5)

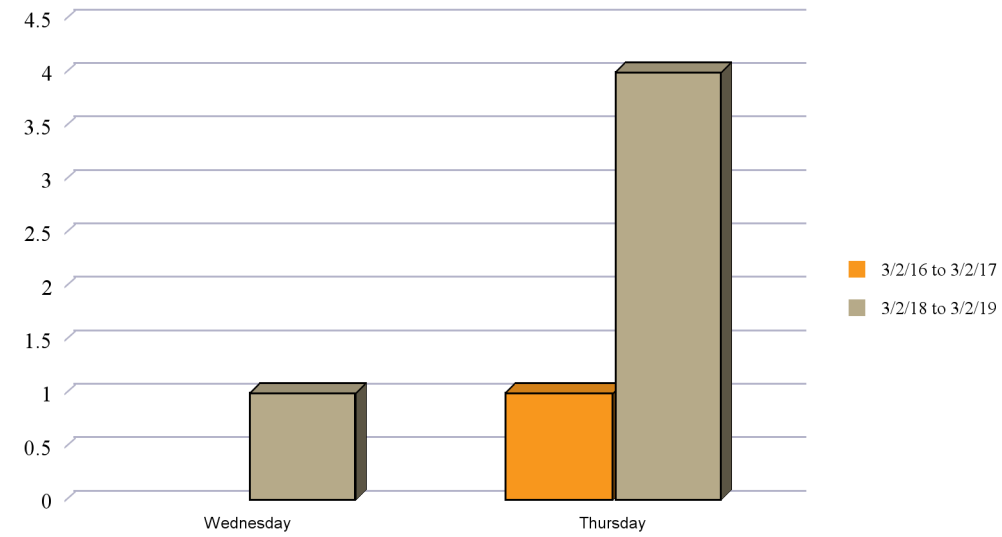


Claim Count by Cause of Injury (Top 5)

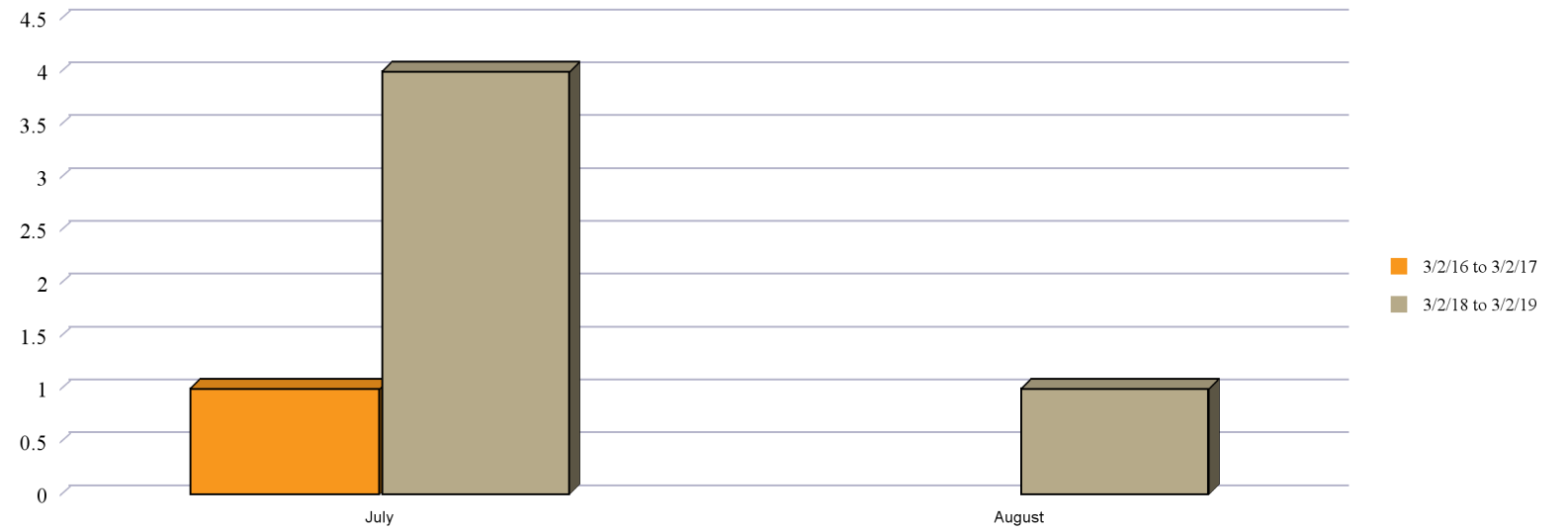


Thermal Solutions Inc Safety and Loss Charts Valued as of October 21, 2022

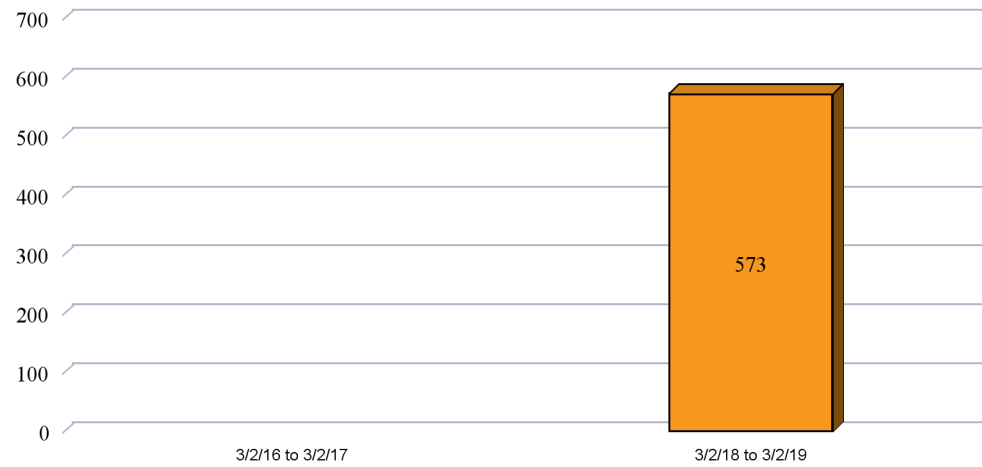
Count of Claims by Day of Injury*



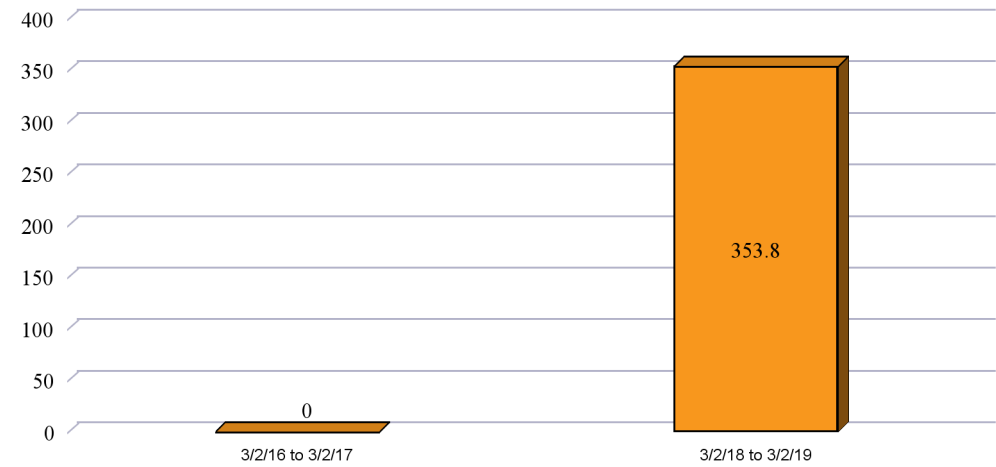
Claim Count by Month of Injury*



Average TTD Days by Policy Period of Accident*



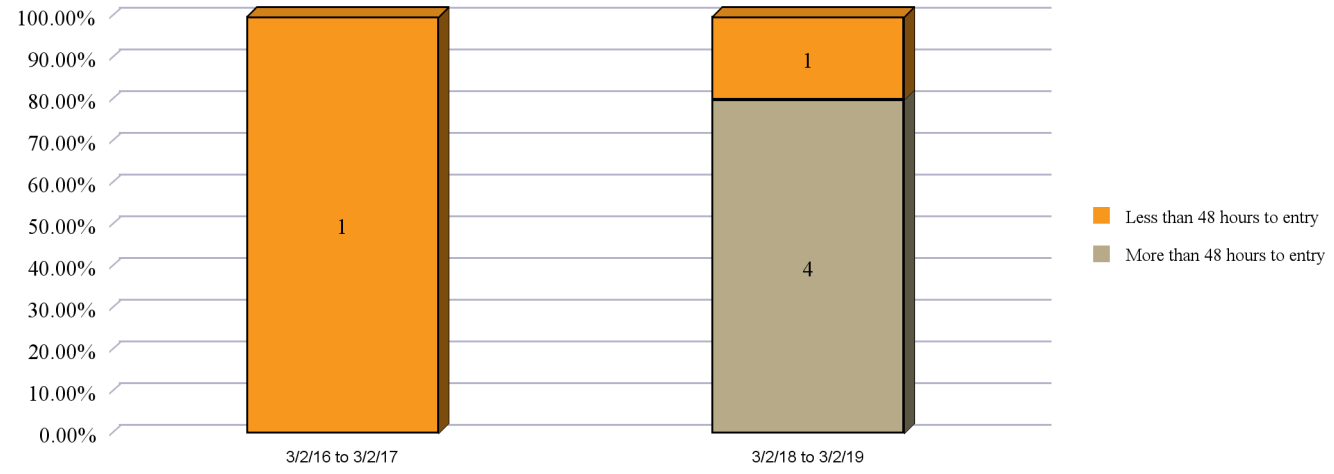
Average Lag Time*



*Data in this chart does not include occupational disease claims.

Thermal Solutions Inc Safety and Loss Charts Valued as of October 21, 2022

Claims Entered within 48 Hours of Accident*



Thermal Solutions Inc

Claims in Litigation

Valued as of October 21, 2022

Claim Number	Claimant	Status	Type	Risk State	Subro*	Carrier Atty	Claimant Atty	Acc Date	Filing Date	Lag Time	Class Code	TTD Days	Indemn. Paid	Medical Reserve	Expense Reserve	Indemn. Paid	Medical Paid	Expense Paid	Subro	Total Incurred	Body Part	Injury Nature
2018022307	Campbell, Curtis	Closed	Indemnity	IL	Y	Heyl Royster Voelker & Allen PC	Brown and Crouppen PC	7/26/18	7/27/18	1	5479	573	\$0.00	\$0.00	\$0.00	\$235,080.27	\$88,778.78	\$22,139.22	\$0.00	\$345,998.27	Lungs	All Other Specific Injuries NOC
2018026951	Proctor, Aribeyaya	Open	Indemnity	IL	N	Heyl Royster Voelker & Allen PC	Law Offices of Mark N Lee Ltd	8/8/18	9/12/18	35	5473	0	\$15,000.00	\$9,340.16	\$6,240.34	\$0.00	\$4,851.41	\$6,884.82	\$0.00	\$42,316.73	Lower Back Area	Strain or Tear
2016010596	Harper, Christopher M	Closed	Indemnity	IN	N	JACKSON KELLY PLLC		7/14/16	7/14/16	0	5479	0	\$0.00	\$0.00	\$0.00	\$4,175.00	\$7,000.43	\$1,521.55	\$0.00	\$12,696.98	Finger(s)	Amputation
2019036829	Lofton, Jason	Closed	Indemnity	IL	Y	Heyl Royster Voelker & Allen PC	Brown and Crouppen PC	7/26/18	12/23/19	515	5479	0	\$0.00	\$0.00	\$0.00	\$2,500.00	\$0.00	\$1,649.00	\$0.00	\$4,149.00	Lungs	Poisoning - General (Not OD or Cumulative Injury)
	Claim Count: 4									137.75		573	\$15,000.00	\$9,340.16	\$6,240.34	\$241,755.27	\$100,630.62	\$32,194.59	\$0.00	\$405,160.98		

*Subro Y: Subrogation Process has been initiated.
Subro N: No opportunity for subrogation exists.

Thermal Solutions Inc Claim List with Accident Description Valued as of October 21, 2022

Policy Period: 3/2/18 to 3/2/19

Claim Number	Claimant	Status	Type	Risk State	Subro*	Acc Date	Filing Date	Lag Time	Class Code	Total Incurred	Body Part	Injury Nature	Injury Cause	Accident Desc
2018026951	Proctor, Aribeya	Open	Indemnity	IL	N	8/8/18	9/12/18	35	5473	\$42,316.73	Lower Back Area	Strain or Tear	Other - Miscellaneous, NOC	doing abatement iside large brick pipe, leaning against brick wall, wall started to collapse and shoved her forward, Cervical and thoracic strain
2018022307	Campbell, Curtis	Closed	Indemnity	IL	Y	7/26/18	7/27/18	1	5479	\$345,998.27	Lungs	All Other Specific Injuries NOC	Chemicals	IW exposed to CO-CO Exposure-Inhalation
2019036829	Lofton, Jason	Closed	Indemnity	IL	Y	7/26/18	12/23/19	515	5479	\$4,149.00	Lungs	Poisoning - General (Not OD or Cumulative Injury)	Absorption, Ingestion or Inhalation, NOC	Claimant was exposed to carbon monoxide - a co-worker had passed out from exposure in a tent where carbon monoxide was leaking, he pulled his co-worker out of the tent.
2020008466	Campbell, Curtis	Closed	Indemnity	IL	Y	7/26/18	3/20/20	603	5479	\$64,671.24	Multiple Body Parts (Including BodySystems & Body Parts)	All Other Specific Injuries NOC	Chemicals	IW exposed to CO-CO Exposure-Inhalation
2020009605	Lofton, Jason	Open	Indemnity	IL	Y	7/26/18	4/1/20	615	5473	\$0.00	Lungs	Poisoning - General (Not OD or Cumulative Injury)	Absorption, Ingestion or Inhalation, NOC	Claimant was exposed to carbon monoxide - a co-worker had passed out from exposure in a tent where carbon monoxide was leaking, he pulled his co-worker out of the tent.
Policy Period Total								353.8		\$457,135.24				

Policy Period: 3/2/16 to 3/2/17

Claim Number	Claimant	Status	Type	Risk State	Subro*	Acc Date	Filing Date	Lag Time	Class Code	Total Incurred	Body Part	Injury Nature	Injury Cause	Accident Desc
2016010596	Harper, Christopher M	Closed	Indemnity	IN	N	7/14/16	7/14/16	0	5479	\$12,696.98	Finger(s)	Amputation	Other - Miscellaneous, NOC	piece of machinery involved-don't have all the details amputation on right ring finger, damage to right pinky and severe damage to right middle finger
Policy Period Total								0		\$12,696.98				

Policy Period: 3/2/12 to 3/2/13

Claim Number	Claimant	Status	Type	Risk State	Subro*	Acc Date	Filing Date	Lag Time	Class Code	Total Incurred	Body Part	Injury Nature	Injury Cause	Accident Desc
--------------	----------	--------	------	------------	--------	----------	-------------	----------	------------	----------------	-----------	---------------	--------------	---------------

Thermal Solutions Inc
Claim List with Accident Description
Valued as of October 21, 2022

Claim Number	Claimant	Status	Type	Risk State	Subro*	Acc Date	Filing Date	Lag Time	Class Code	Total Incurred	Body Part	Injury Nature	Injury Cause	Accident Desc
2014022830	George, Derrick L	Closed	Indemnity	WV	N	10/25/12	10/16/14	721	5473	\$354,566.48	Multiple Body Parts (Including BodySystems & BodyParts)	Multiple Physical Injuries Only	Fall, Slip or Trip, NOC	EE fell through the roof structure of a building. EE suffered injury to abdomen, back and lower extremities.
	Policy Period Total		Claim Count: 1					721		\$354,566.48				
	GRAND TOTAL		Claim Count: 7					355.71		\$824,398.70				

*Subro Y: Subrogation Process has been initiated.
 Subro N: No opportunity for subrogation exists.